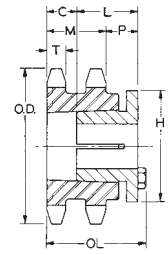


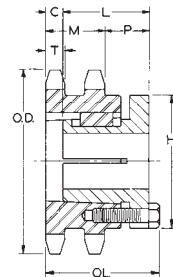
## SPROCKETS FOR No. 40. 1/2" PITCH ANSI CHAIN

TABLE No. 1 STEEL DOUBLE SPROCKETS WITH BROWNING SPLIT TAPER® BUSHINGS

PART No.	BUSHING	BORE RANGE	DIAMETERS		No. TEETH	TYPE	DIMENSIONS							Wt. Less BUSHING
			OUTSIDE	PITCH			T	M	OL	L	P	C	H	
D40H15	H	3/8 - 1 1/2"	2.65"	2.405"	15	11	.275"	.841"	2 5/32"	1 1/4"	1 1/8"	23/32"	2 1/2"	.9
D40H16	H	3/8 - 1 1/2"	2.80	2.563	16	11	.275	.841	2 5/32	1 1/4	1 1/8	23/32	2 1/2	1.0
D40H17	H	3/8 - 1 1/2"	2.96	2.721	17	11	.275	.841	2 5/32	1 1/4	1 1/8	23/32	2 1/2	1.1
D40P18	P1	1/2 - 1 3/4"	3.14	2.879	18	12	.275	.841	2 15/32	1 15/16	1 7/16	21/64	3	1.8
D40P19	P1	1/2 - 1 3/4"	3.30	3.038	19	12	.275	.841	2 15/32	1 15/16	1 7/16	21/64	3	1.4
D40P20	P1	1/2 - 1 3/4"	3.45	3.196	20	12	.275	.841	2 13/32	1 15/16	1 3/8	7/32	3	1.6
D40P21	P1	1/2 - 1 3/4"	3.62	3.355	21	12	.275	.841	2 13/32	1 15/16	1 3/8	7/32	3	1.8
D40P22	P1	1/2 - 1 3/4"	3.75	3.513	22	12	.275	.841	2 13/32	1 15/16	1 3/8	7/32	3	2.0
D40P23	P1	1/2 - 1 3/4"	3.94	3.672	23	12	.275	.841	2 3/16	1 15/16	1 3/32	0	3	2.0
D40P24	P1	1/2 - 1 3/4"	4.10	3.381	24	12	.275	.841	2 3/16	1 15/16	1 3/32	0	3	2.2
D40P25	P1	1/2 - 1 3/4"	4.26	3.989	25	12	.275	.841	2 3/16	1 15/16	1 3/32	0	3	2.5
D40P26	P1	1/2 - 1 3/4"	4.42	4.148	26	12	.275	.841	2 3/16	1 15/16	1 3/32	0	3	2.7
D40P28	P1	1/2 - 1 3/4"	4.70	4.466	28	12	.275	.841	2 3/16	1 15/16	1 3/32	0	3	3.1
D40Q30	Q1	3/4 - 2 11/16"	5.06	4.783	30	12	.275	.841	2 25/32	2 1/2	1 21/32	0	4 1/8	4.2
D40Q32	Q1	3/4 - 2 11/16"	5.38	5.101	32	12	.275	.841	2 25/32	2 1/2	1 21/32	0	4 1/8	5.3
D40Q35	Q1	3/4 - 2 11/16"	5.86	5.578	35	12	.275	.841	2 25/32	2 1/2	1 21/32	0	4 1/8	6.1
D40Q36	Q1	3/4 - 2 11/16"	6.02	5.737	36	12	.275	.841	2 25/32	2 1/2	1 21/32	0	4 1/8	6.5
D40Q40	Q1	3/4 - 2 11/16"	6.65	6.373	40	12	.275	.841	2 25/32	2 1/2	1 21/32	0	4 1/8	7.9
D40Q42	Q1	3/4 - 2 11/16"	6.97	6.691	42	12	.275	.841	2 25/32	2 1/2	1 21/32	0	4 1/8	8.9
D40Q45	Q1	3/4 - 2 11/16"	7.45	7.168	45	12	.275	.841	2 25/32	2 1/2	1 21/32	0	4 1/8	10.1
D40Q48	Q1	3/4 - 2 11/16"	7.93	7.645	48	12	.275	.841	2 25/32	2 1/2	1 21/32	0	4 1/8	11.8
D40Q52	Q1	3/4 - 2 11/16"	8.57	8.281	52	12	.275	.841	2 25/32	2 1/2	1 21/32	0	4 1/8	12.6
D40Q54	Q1	3/4 - 2 11/16"	8.89	8.599	54	12	.275	.841	2 25/32	2 1/2	1 21/32	0	4 1/8	14.3
D40Q60	Q1	3/4 - 2 11/16"	9.84	9.554	60	12	.275	.841	2 25/32	2 1/2	1 21/32	0	4 1/8	17.4
D40Q68	Q1	3/4 - 2 11/16"	11.12	10.826	68	12	.275	.841	2 25/32	2 1/2	1 21/32	0	4 1/8	21.5
D40Q72	Q1	3/4 - 2 11/16"	11.75	11.463	72	12	.275	.841	2 25/32	2 1/2	1 21/32	0	4 1/8	25.0
D40Q76	Q1	3/4 - 2 11/16"	12.39	12.099	76	12	.275	.841	2 25/32	2 1/2	1 21/32	0	4 1/8	26.9
D40Q84	Q1	3/4 - 2 11/16"	13.66	13.372	84	12	.275	.841	2 25/32	2 1/2	1 21/32	0	4 1/8	34.1
D40Q95	Q1	3/4 - 2 11/16"	15.41	15.122	95	12	.275	.841	2 25/32	2 1/2	1 21/32	0	4 1/8	42.0
D40Q96	Q1	3/4 - 2 11/16"	15.57	15.281	96	12	.275	.841	2 25/32	2 1/2	1 21/32	0	4 1/8	44.1
D40Q102	Q1	3/4 - 2 11/16"	16.53	16.236	102	12	.275	.841	2 25/32	2 1/2	1 21/32	0	4 1/8	48.5
D40Q112	Q1	3/4 - 2 11/16"	18.12	17.828	112	12	.275	.841	2 25/32	2 1/2	1 21/32	0	4 1/8	61.0



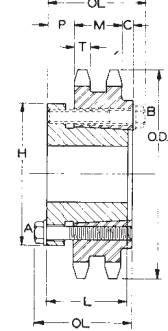
Type 11



Type 12

TABLE No. 2 STEEL DOUBLE SPROCKETS WITH Q-D® BUSHINGS

PART No.	BUSHING	BORE RANGE	DIAMETERS		TYPE	No. TEETH	DIMENSIONS							Wt. Less BUSHING
			OUTSIDE	PITCH			T	M	OL	L	P	C	H	
D40SK36	SK	1/2-2 5/8"	6.02"	5.737"	QD-4	36	.275"	.841"	2 23/64"	1 3/4"	2 9/32"	1 3/32"	3 7/8"	5.1
D40SK40	SK	1/2-2 5/8"	6.65	6.373	QD-4	40	.275	.841	2 23/64	1 3/4	2 9/32	1 3/32	3 7/8	6.5
D40SK42	SK	1/2-2 5/8"	6.97	6.691	QD-4	42	.275	.841	2 23/64	1 3/4	2 9/32	1 3/32	3 7/8	7.2
D40SK45	SK	1/2-2 5/8"	7.45	7.168	QD-4	45	.275	.841	2 23/64	1 3/4	2 9/32	1 3/32	3 7/8	8.4
D40SK48	SK	1/2-2 5/8"	7.93	7.645	QD-4	48	.275	.841	2 23/64	1 3/4	2 9/32	1 3/32	3 7/8	9.7
D40SK52	SK	1/2-2 5/8"	8.57	8.281	QD-4	52	.275	.841	2 23/64	1 3/4	2 9/32	1 3/32	3 7/8	11.6
D40SK54	SK	1/2-2 5/8"	8.89	8.599	QD-4	54	.275	.841	2 23/64	1 3/4	2 9/32	1 3/32	3 7/8	12.6
D40SK60	SK	1/2-2 5/8"	9.84	9.554	QD-4	60	.275	.841	2 23/64	1 3/4	2 9/32	1 3/32	3 7/8	15.7
D40SF68	SF	1/2-2 15/16"	11.12	10.826	QD-4	68	.275	.841	2 25/64	2	2 9/32	1 3/32	4 5/8	20.5
D40SF72	SF	1/2-2 15/16"	11.75	11.463	QD-4	72	.275	.841	2 25/64	2	2 9/32	1 3/32	4 5/8	23.1
D40SF76	SF	1/2-2 15/16"	12.39	12.099	QD-4	76	.275	.841	2 25/64	2	2 9/32	1 3/32	4 5/8	25.8
D40SF84	SF	1/2-2 15/16"	13.66	13.372	QD-4	84	.275	.841	2 25/64	2	2 9/32	1 3/32	4 5/8	31.8
D40SF95	SF	1/2-2 15/16"	15.41	15.122	QD-4	95	.275	.841	2 25/64	2	2 9/32	1 3/32	4 5/8	41.0



Type QD-4

### STEEL DOUBLE TYPE "B" MINIMUM BORE SPROCKETS HARDENED TEETH

TABLE No. 3

PART No.	DIAMETERS		No. TEETH	TYPE	BORE		DIMENSIONS					Wt. Lbs.
	OUTSIDE	PITCH			STOCK	MAX.*	T	M	L MAX.	P	H	
D40B11	2.00"	1.775"	11	DB	1/2"	3/4"	.275"	.841"	1 1/2"	2 1/32"	1 7/16"†	.4
D40B12	2.17	1.932	12	DB	1/2"	15/16"	.275	.841	1 1/2	2 1/32	1 9/16"†	.6
D40B13	2.33	2.089	13	DB	1/2"	1	.275	.841	1 1/2	2 1/32	1 1/2	.7
D40B14	2.49	2.247	14	DB	1/2"	1 1/8	.275	.841	1 1/2	2 1/32	1 11/16	.8
D40B15	2.65	2.405	15	DB	1/2"	1 1/4	.275	.841	1 1/2	2 1/32	1 13/16	1.0
D40B16	2.80	2.563	16	DB	5/8	1 3/8	.275	.841	1 1/2	2 1/32	2	1.4
D40B17	2.96	2.721	17	DB	5/8	1 7/16	.275	.841	1 1/2	2 1/32	2 1/8	1.5
D40B18	3.14	2.879	18	DB	5/8	1 1/2	.275	.841	1 1/2	2 1/32	2 5/16	1.7
D40B19	3.28	3.038	19	DB	5/8	1 3/4	.275	.841	1 1/2	2 1/32	2 1/2	2.3
D40B20	3.45	3.196	20	DB	5/8	1 7/8	.275	.841	1 5/8	2 5/32	2 5/8	2.6
D40B21	3.62	3.355	21	DB	5/8	1 7/8	.275	.841	1 5/8	2 5/32	2 3/4	2.9
D40B22	3.78	3.513	22	DB	5/8	1 7/8	.275	.841	1 5/8	2 5/32	2 7/8	3.1

LARGER SIZES AND NOTES ON NEXT PAGE

### STANDARD KEYSEATS

TABLE No. 4

BORE RANGE	KEYSEAT
1/2" - 9/16"	1/8" X 1/16"
5/8" - 7/8"	3/16" X 3/32"
15/16" - 1 1/4"	1/4" X 1/8"
1 5/16" - 1 3/8"	5/16" X 5/32"
1 7/16" - 1 3/4"	3/8" X 3/16"
1 13/16" - 2 1/4"	1/2" X 1/4"
2 5/16" - 2 3/4"	5/8" X 5/16"
2 13/16" - 3 1/4"	3/4" X 3/8"

1 3/8" Bore Bushings also avail  
able with 5/8" x 3/16" Keyseat.