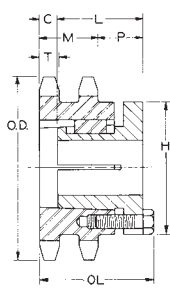


Hardened Teeth



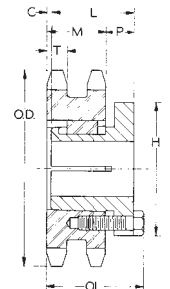
Type 12

**TABLE No. 1 STEEL DOUBLE SPROCKETS WITH Q-D® BUSHINGS**

PART No.	BUSHING	BORE RANGE	DIAMETERS		TYPE	No. TEETH	DIMENSIONS						Wt. Less BUSHING	
			OUTSIDE	PITCH			T	M	OL MAX	L	P	C		H
D60SH14*	SH	1/2 - 1 5/8"	3.74"	3.371	QD-5	14	.444"	1.341"	2 1/4"	1.2"	1 1/16"	-	2 1 1/16"	1.87
D60SDS22	SDS	1/2 - 2"	5.67	5.270	QD-6	22	.444	1.341	1 41/64"	1.33	9/64"	-	3 1/8"	5.3
D60SF36	SF	1/2 - 2 15/16"	9.02	8.602	QD-6	36	.444	1.341	2 25/64"	2	13/16"	-	4 5/8"	17.6
D60E42	E	7/8 - 3 1/2"	10.46	10.036	QD-4	42	.444	1.341	3 1/16"	2.64	1 3/32"	9/32"	6	25.6
D60E45	E	7/8 - 3 1/2"	11.18	10.752	QD-4	45	.444	1.341	3 1/16"	2.64	1 3/32"	9/32"	6	29.9
D60E52	E	7/8 - 3 1/2"	12.85	12.422	QD-4	52	.444	1.341	3 1/16"	2.64	1 3/32"	9/32"	6	41.2
D60E60	E	7/8 - 3 1/2"	14.76	14.331	QD-4	60	.444	1.341	3 1/16"	2.64	1 3/32"	9/32"	6	56.1
D60E68	E	7/8 - 3 1/2"	16.67	16.240	QD-4	68	.444	1.341	3 1/16"	2.64	1 3/32"	9/32"	6	73.1
D60E76	E	7/8 - 3 1/2"	18.58	18.149	QD-4	76	.444	1.341	3 1/16"	2.64	1 3/32"	9/32"	6	92.4
D60E95	E	7/8 - 3 1/2"	23.12	22.683	QD-4	95	.444	1.341	3 1/16"	2.64	1 3/32"	9/32"	6	147

\* Bushing mounts with capscrews on "A" side only.

Hardened Teeth

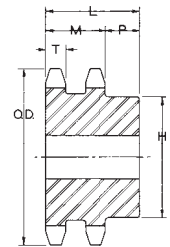


Type 13

**TABLE No. 2 STEEL DOUBLE SPROCKETS WITH Q-D® BUSHINGS**

PART No.	BUSHING	BORE RANGE	DIAMETERS		No. TEETH	TYPE	DIMENSIONS						Wt. Less BUSHING	
			OUTSIDE	PITCH			T	M	OL	L	P	C		H
D60P13	P2	1/2 - 1 3/4"	3.45"	3.134"	13	12	.444"	1.341"	3 49/64"	2 15/16"	1 27/64"	5/8"	3"	2.5
D60P14	P1	1/2 - 1 3/4"	3.74	3.371	14	12	.444	1.341	3	1 15/16"	1 13/32"	13/16"	3	2.3
D60P15	P1	1/2 - 1 3/4"	3.98	3.607	15	12	.444	1.341	3	1 15/16"	1 13/32"	13/16"	3	2.7
D60P16	P1	1/2 - 1 3/4"	4.22	3.844	16	13	.444	1.341	2 7/32"	1 15/16"	5/8"	1/32"	3	2.4
D60P17	P1	1/2 - 1 3/4"	4.46	4.082	17	13	.444	1.341	2 7/32"	1 15/16"	5/8"	1/32"	3	2.8
D60P18	P1	1/2 - 1 3/4"	4.70	4.319	18	13	.444	1.341	2 7/32"	1 15/16"	5/8"	1/32"	3	3.4
D60P19	P1	1/2 - 1 3/4"	4.95	4.557	19	13	.444	1.341	2 7/32"	1 15/16"	5/8"	1/32"	3	4.0
D60P20	P1	1/2 - 1 3/4"	5.19	4.794	20	13	.444	1.341	2 7/32"	1 15/16"	5/8"	1/32"	3	4.7
D60Q21	Q1	3/4 - 2 11/16"	5.43	5.032	21	12	.444	1.341	2 53/64"	2 1/2"	1 1/4"	3/32"	4 1/8"	4.8
D60Q22	Q1	3/4 - 2 11/16"	5.67	5.270	22	12	.444	1.341	2 53/64"	2 1/2"	1 1/4"	3/32"	4 1/8"	5.6
D60Q23	Q1	3/4 - 2 11/16"	5.91	5.508	23	12	.444	1.341	2 53/64"	2 1/2"	1 1/4"	3/32"	4 1/8"	6.3
D60Q24	Q1	3/4 - 2 11/16"	6.15	5.746	24	12	.444	1.341	2 53/64"	2 1/2"	1 1/4"	3/32"	4 1/8"	7.0
D60Q25	Q1	3/4 - 2 11/16"	6.39	5.984	25	12	.444	1.341	2 53/64"	2 1/2"	1 1/4"	3/32"	4 1/8"	7.9
D60Q26	Q1	3/4 - 2 11/16"	6.63	6.222	26	12	.444	1.341	2 53/64"	2 1/2"	1 1/4"	3/32"	4 1/8"	8.8
D60Q27	Q1	3/4 - 2 11/16"	6.87	6.460	27	12	.444	1.341	2 53/64"	2 1/2"	1 1/4"	3/32"	4 1/8"	9.6
D60Q28	Q1	3/4 - 2 11/16"	7.11	6.699	28	12	.444	1.341	2 53/64"	2 1/2"	1 1/4"	3/32"	4 1/8"	10.5
D60Q30	Q1	3/4 - 2 11/16"	7.59	7.175	30	12	.444	1.341	2 53/64"	2 1/2"	1 1/4"	3/32"	4 1/8"	12.3
D60Q32	Q1	3/4 - 2 11/16"	8.07	7.652	32	12	.444	1.341	2 53/64"	2 1/2"	1 1/4"	3/32"	4 1/8"	14.3
D60Q35	Q1	3/4 - 2 11/16"	8.78	8.367	35	12	.444	1.341	2 53/64"	2 1/2"	1 1/4"	3/32"	4 1/8"	17.7
D60Q36	Q1	3/4 - 2 11/16"	9.02	8.605	36	12	.444	1.341	2 53/64"	2 1/2"	1 1/4"	3/32"	4 1/8"	18.4
D60Q40	Q1	3/4 - 2 11/16"	9.98	9.559	40	12	.444	1.341	2 53/64"	2 1/2"	1 1/4"	3/32"	4 1/8"	23.9
D60R42	R1	1 1/8 - 3 3/4"	10.46	10.036	42	12	.444	1.341	2 53/64"	2 1/2"	1 1/4"	3/32"	4 1/8"	26.3
D60R45	R1	1 1/8 - 3 3/4"	11.18	10.752	45	12	.444	1.341	3 3/32"	2 7/8"	1 9/16"	1 1/16"	5 3/8"	25.7
D60R48	R1	1 1/8 - 3 3/4"	11.89	11.467	48	12	.444	1.341	3 3/32"	2 7/8"	1 9/16"	1 1/16"	5 3/8"	30.2
D60R52	R1	1 1/8 - 3 3/4"	12.85	12.422	52	12	.444	1.341	3 3/32"	2 7/8"	1 9/16"	1 1/16"	5 3/8"	41.8
D60R54	R1	1 1/8 - 3 3/4"	13.33	12.899	54	12	.444	1.341	3 3/32"	2 7/8"	1 9/16"	1 1/16"	5 3/8"	45.1
D60R60	R1	1 1/8 - 3 3/4"	14.76	14.331	60	12	.444	1.341	3 3/32"	2 7/8"	1 9/16"	1 1/16"	5 3/8"	54.8
D60R68	R1	1 1/8 - 3 3/4"	16.67	16.240	68	12	.444	1.341	3 3/32"	2 7/8"	1 9/16"	1 1/16"	5 3/8"	73.8
D60R72	R1	1 1/8 - 3 3/4"	17.63	17.194	72	12	.444	1.341	3 3/32"	2 7/8"	1 9/16"	1 1/16"	5 3/8"	81.8
D60R76	R1	1 1/8 - 3 3/4"	18.58	18.149	76	12	.444	1.341	3 3/32"	2 7/8"	1 9/16"	1 1/16"	5 3/8"	93.0
D60R84	R1	1 1/8 - 3 3/4"	20.49	20.058	84	12	.444	1.341	3 3/32"	2 7/8"	1 9/16"	1 1/16"	5 3/8"	111
D60R95	R1	1 1/8 - 3 3/4"	23.12	22.683	95	12	.444	1.341	3 3/32"	2 7/8"	1 9/16"	1 1/16"	5 3/8"	148
D60R96	R1	1 1/8 - 3 3/4"	23.36	22.922	96	12	.444	1.341	3 3/32"	2 7/8"	1 9/16"	1 1/16"	5 3/8"	155

Hardened Teeth



Type DB

**TABLE No. 3 STEEL DOUBLE TYPE "B" AND "C" MINIMUM BORE SPROCKETS**

PART No.	DIAMETERS		No. TEETH	TYPE	BORE		DIMENSIONS				Wt. Lbs.	
	OUTSIDE	PITCH			STOCK	MAX.*	T	M	L MAX.	P		H
D60B11	3.00"	2.662"	11	DB	1"	1 1/4"	.444"	1.341"	2 1/8"	25/32"	1 13/16"	1.5
D60B12	3.25	2.898	12	DB	1	1 7/16	.444	1.341	2 1/8"	25/32"	2 1/8"	2.1
D60B13	3.45	3.134	13	DB	1	1 1/2	.444	1.341	2 1/8"	25/32"	2 1/4"	2.5
D60B14	3.74	3.371	14	DB	1	1 3/4	.444	1.341	2 1/8"	25/32"	2 1/2"	3.1
D60B15	3.98	3.607	15	DB	1	1 7/8	.444	1.341	2 1/8"	25/32"	2 13/16"	4.0
D60B16	4.22	3.844	16	DB	1	2	.444	1.341	2 1/8"	25/32"	3	4.9
D60B17	4.46	4.082	17	DB	1	2 1/4	.444	1.341	2 1/8"	25/32"	3 1/4"	5.7
D60B18	4.70	4.319	18	DB	1	2 3/8	.444	1.341	2 1/8"	25/32"	3 1/2"	6.5
D60B19	4.95	4.557	19	DB	1	2 1/2	.444	1.341	2 1/8"	25/32"	3 11/16"	6.8
D60B20	5.19	4.794	20	DB	1	2 1/2	.444	1.341	2 1/8"	25/32"	3 3/4"	7.7
D60B21	5.43	5.032	21	DB	1	2 3/4	.444	1.341	2 1/8"	25/32"	4 1/8"	9.3
D60B22	5.67	5.270	22	DB	1	2 3/4	.444	1.341	2 1/8"	25/32"	4 1/4"	9.8
D60B23	5.91	5.508	23	DB	1	2 3/4	.444	1.341	2 1/8"	25/32"	4 1/4"	10.5
D60B24	6.15	5.746	24	DB	1	2 3/4	.444	1.341	2 1/8"	25/32"	4 1/4"	11.2
D60B25	6.39	5.984	25	DB	1	2 3/4	.444	1.341	2 1/8"	25/32"	4 1/4"	11.8
D60B26	6.63	6.222	26	DB	1	2 3/4	.444	1.341	2 1/8"	25/32"	4 1/4"	12.8
D60B30	7.59	7.175	30	DB	1	2 3/4	.444	1.341	2 1/8"	25/32"	4 1/4"	16.6
D60B32	8.07	7.652	32	DB	1 1/4	3	.444	1.341	2 1/8"	1 1/32"	4 1/2"	20.4
D60B35	8.78	8.367	35	DB	1 1/4	3	.444	1.341	2 3/8"	1 1/32"	4 1/2"	23.7
D60B36	9.02	8.605	36	DB	1 1/4	3	.444	1.341	2 3/8"	1 1/32"	4 1/2"	25.9
D60B40	9.98	9.559	40	DB	1 1/4	3 1/4	.444	1.341	2 3/4"	1 13/32"	4 3/4"	33.8

\*Maximum bore shown is with standard keyway and setscrew over keyway. Slightly larger bores are possible with no keyway, shallow keyway or setscrew at angle to keyway.

These type "B" and "C" sprockets are made without keyways or setscrews. They are furnished with a minimum bore which can be re-bored to size and keywayed for a reasonable extra charge

Type DC